




Certificate ID: **84538**
 Received: **7/20/20**
 Client Sample ID: **Turmeric & Black Pepper**
 Lot Number: **1198**
 Matrix: **Edibles - Honey / Syrup**

Scan QR Code
for authenticity



Colorado Hemp Honey
PO Box 4322
Parker, CO 80134
Attn: Nick French

Authorization: Chris Hudalla, Chief Science Officer	Signature: 	Date: 7/28/2020
--	--	--------------------



The data contained within this report was collected in accordance with the requirements of ISO/IEC17025:2017. I attest that the information contained within the report has been reviewed for accuracy and checked against the quality control requirements for each method. These results relate only to the test article listed in this report. Reports may not be reproduced except in their entirety.




CN: Cannabinoid Profile & Potency [WI-10-17 & WI-10-17-01]

Analyst: JFD

Test Date: 7/27/2020

The client sample was analyzed for plant-based cannabinoids by Liquid Chromatography (LC). The collected data was compared to data collected for certified reference standards at known concentrations.

84538-CN

ID	Weight %	Concentration (mg/g)		
D9-THC	0.0027	0.0270		
THCV	ND	ND		
CBD	0.0628	0.628		
CBDV	ND	ND		
CBG	ND	ND		
CBC	<LOQ	<LOQ		
CBN	ND	ND		
THCA	ND	ND		
CBDA	ND	ND		
CBGA	ND	ND		
D8-THC	ND	ND		
exo-THC	ND	ND		
Total	0.0674	0.674	0%	Cannabinoids (wt%) 0.1%
Max THC	0.0027	0.0270		
Max CBD	0.0628	0.628		

Ratio of Total CBD to THC 23.3:1

Limit of Quantitation (LOQ) = 0.0026 wt%

Max THC (and Max CBD) are calculated values for total cannabinoids after heating, assuming complete decarboxylation of the acid to the neutral form. It is calculated based on the weight loss of the acid group during decarboxylation: Max THC = (0.877 x THCA) + THC. This calculation does not include other cannabinoid isomers (eg. D8-THC and exo-THC). ND = None detected above the limits of detection (LOD), which is one third of LOQ.

END OF REPORT