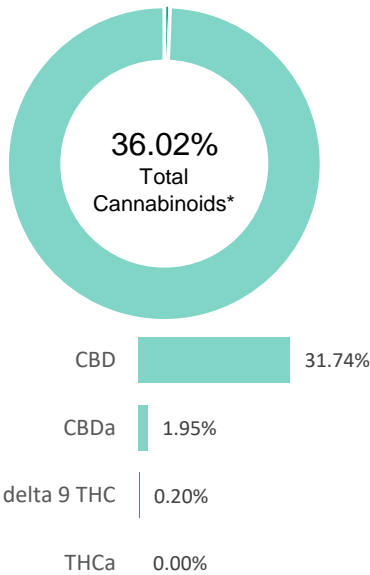


**2103**

|                          |   |
|--------------------------|---|
| <b>Batch ID:</b> W-2097  | <b>Test ID:</b> T000129884              |
| <b>Type:</b> Concentrate | <b>Submitted:</b> 03/16/2021 @ 01:32 PM |
| <b>Test:</b> Potency     | <b>Started:</b> 3/17/2021               |
| <b>Method:</b> TM14      | <b>Reported:</b> 3/18/2021              |

**CANNABINOID PROFILE**


| Compound                                     | LOQ (%) | Result (%)   | Result (mg/g) |
|--|---------|--------------|---------------|
| Delta 9-Tetrahydrocannabinolic acid (THCA-A) | 0.07    | ND           | ND            |
| Delta 9-Tetrahydrocannabinol (Delta 9THC)    | 0.07    | 0.20         | 2.0           |
| Cannabidiolic acid (CBDa)                    | 0.06    | 1.95         | 19.5          |
| Cannabidiol (CBD)                            | 0.06    | 31.74        | 317.4         |
| Delta 8-Tetrahydrocannabinol (Delta 8THC)    | 0.08    | ND           | ND            |
| Cannabinolic Acid (CBNA)                     | 0.05    | ND           | ND            |
| Cannabinol (CBN)                             | 0.02    | 0.38         | 3.8           |
| Cannabigerolic acid (CBGA)                   | 0.07    | ND           | ND            |
| Cannabigerol (CBG)                           | 0.02    | 0.43         | 4.3           |
| Tetrahydrocannabivarinic Acid (THCVA)        | 0.06    | ND           | ND            |
| Tetrahydrocannabivarin (THCV)                | 0.01    | ND           | ND            |
| Cannabidivarinic Acid (CBDVA)                | 0.03    | ND           | ND            |
| Cannabidivarin (CBDV)                        | 0.01    | 0.04         | 0.4           |
| Cannabichromenic Acid (CBCA)                 | 0.03    | ND           | ND            |
| Cannabichromene (CBC)                        | 0.03    | 1.28         | 12.8          |
| <b>Total Cannabinoids</b>                    |         | <b>36.02</b> | <b>360.2</b>  |
| <b>Total Potential THC**</b>                 |         | <b>0.20</b>  | <b>2.0</b>    |
| <b>Total Potential CBD**</b>                 |         | <b>33.45</b> | <b>334.5</b>  |

**NOTES:**  
 N/A

% = % (w/w) = Percent (Weight of Analyte / Weight of Product)

\* Total Cannabinoids result reflects the absolute sum of all cannabinoids detected.



\*\* Total Potential THC/CBD is calculated using the following formulas to take into account the loss of a carboxyl group during decarboxylation step.

Total THC = THC + (THCa \*(0.877)) and

Total CBD = CBD + (CBDa \*(0.877))

ND = None Detected (Defined by Dynamic Range of the method)

**FINAL APPROVAL**

|  |   |
|--|---|
| <br>Michele Gagnon<br>18-Mar-2021<br>3:03 PM | <br>Ben Minton<br>18-Mar-2021<br>3:25 PM |
|--|---|

PREPARED BY / DATE

APPROVED BY / DATE

Testing results are based solely upon the sample submitted to Botanacor Laboratories, LLC, in the condition it was received. Botanacor Laboratories, LLC warrants that all analytical work is conducted professionally in accordance with all applicable standard laboratory practices using validated methods. Data was generated using an unbroken chain of comparison to NIST traceable Reference Standards and Certified Reference Materials. This report may not be reproduced, except in full, without the written approval of Botanacor Laboratories, LLC. ISO/IEC 17025:2005 Accredited A2LA Certificate Number 4329.02

